


IF IT'S IN THE NEWS, IT'S IN OUR POLLS. PUBLIC OPINION POLLING SINCE 2003.

POLITICS

Daily Presidential Tracking Poll

Friday, October 10, 2025 

The Rasmussen Reports daily Presidential Tracking Poll for Friday shows that 51% of Likely U.S. Voters approve of President Trump's job performance. Forty-seven (47%) disapprove.

The latest figures include 34% who Strongly Approve of the job Trump is doing and 40% who Strongly Disapprove. This gives him a Presidential Approval Index rating of - 6. (see trends)

(Not getting our eNewsletter? Sign up [HERE](#). Already signed up? Try adding updates@rasmussenreports.com to your contacts or whitelisting us. Still having trouble - email subscriptions@rasmussenreports.com. If it's in the news, it's in our polls).

Sign up: Free daily newsletter

[Sign up!](#)

Rasmussen Reports is the only nationally recognized public opinion firm that still tracks President Trump's job approval ratings on a daily basis. If your organization is interested in a weekly or longer sponsorship of Rasmussen Reports' Daily Presidential Tracking Poll, please send e-mail to info@rasmussenreports.com.

Daily Presidential TRACKING POLL

President Biden's approval numbers posted every weekday

[See the numbers](#)

Top Stories

1. Daily Presidential Tracking Poll
2. Biden Approval Declines Again in June
3. Happy Independence Day!
4. ABC News: 'Answer Our Questions -- Or Else!'

Sign up: Free daily newsletter

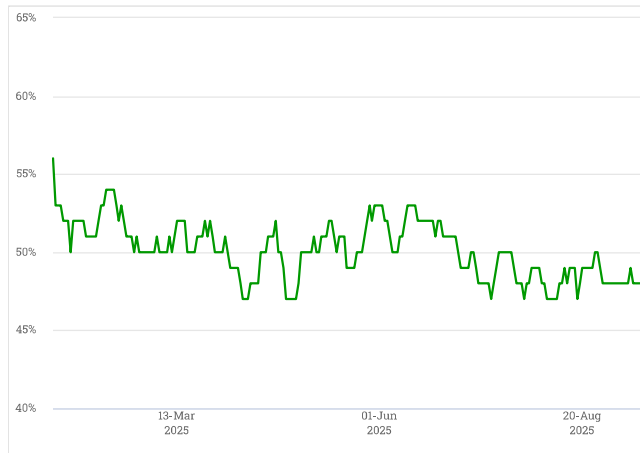
[Sign up!](#)

Total Approval

1,500 likely voters +/- 3%



Total Approve



Approval Index

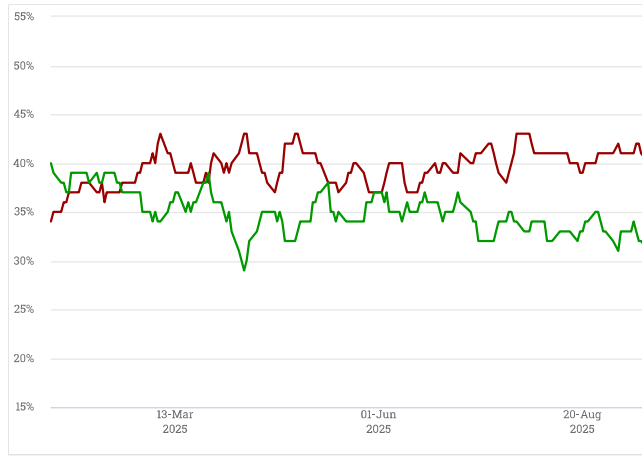
1,500 likely voters +/- 3%



Strongly Disapprove
Strongly Approve

-6

CURRENT INDEX
RATING



Some readers wonder how we come up with our job approval ratings for the president since they often don't show as dramatic a change as some other pollsters do. It depends on how you ask the question and whom you ask. To get a sense of longer-term job approval trends for the president, Rasmussen Reports compiles our tracking data on a full month-by-month basis. Rasmussen Reports has been a pioneer in the use of automated telephone polling techniques, but many other firms still utilize their own operator-assisted technology (see methodology).

Daily tracking results are collected via telephone surveys of 300 likely voters per night and reported on a five-day rolling average basis. To reach those who have abandoned traditional landline telephones, Rasmussen Reports uses an online survey tool to interview randomly selected participants from a demographically diverse panel.

The margin of sampling error for the full sample of 1,500 Likely Voters is +/- 2.5 percentage points with a 95% level of confidence. Results are also compiled on a full-week basis and crosstabs for full-week results are available for Platinum Members.

Related Articles

Politics

[41% Say U.S. Heading in Right Direction](#)

Politics

[What They Told Us: Reviewing Last Week's Key Polls](#)

Rasmussen Reports is a media company specializing in the collection, publication and distribution of public opinion information.

We conduct public opinion polls on a variety of topics to inform our audience on events in the news and other topics of interest. To ensure editorial control and independence, we pay for the polls ourselves and generate revenue through the sale of subscriptions, sponsorships, and advertising. Nightly polling on politics, business and lifestyle topics provides the content to update the Rasmussen Reports web site many times each day. If it's in the news, it's in our polls. Additionally, the data drives a daily update newsletter and various media outlets across the country.

Some information, including the Rasmussen Reports daily Presidential Tracking Poll and commentaries are available for free to the general public. Subscriptions are available for \$4.95 a month or 34.95 a year that provide subscribers with exclusive access to more than 20 stories per week on upcoming elections, consumer confidence, and issues that affect us all. For those who are really into the numbers, Platinum Members can review demographic crosstabs and a full history of our data.

To learn more about our methodology, [click here](#).

[About Us](#) | [Our History](#) | [FAQ](#) | [Advertise With Us](#) | [Privacy Policy](#) | [Terms & Conditions](#) | [Careers](#) | [Contact Us](#)



©2025 Rasmussen Reports, LLC | info@rasmussenreports.com | Media Interviews: 732-776-9777 x205